

Student Travel Tally Report: Combining Schools in One Data Collection Season

School Group: Virginia Schools

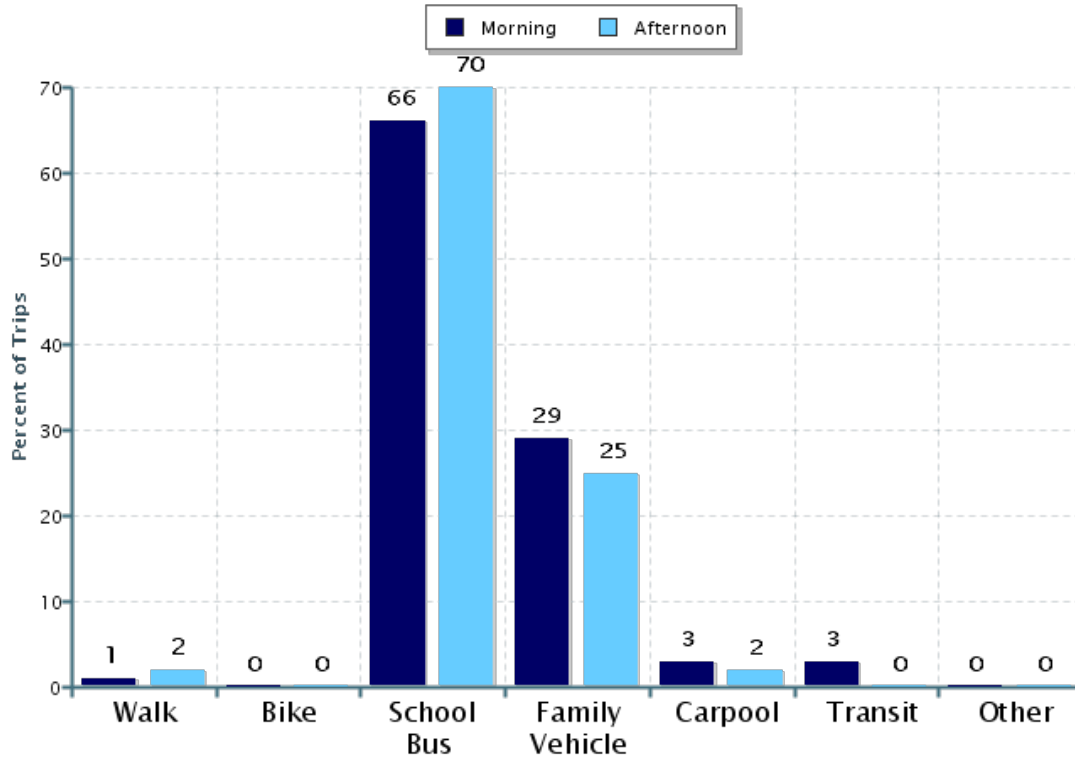
Date Range: Fall 2017

Date Report Generated: 01/02/2018

School Name:	Month & Year Collected & (Set ID)	School Enrollment:	% Range of School's Students Involved in SRTS:	Number of Classroom in School Targeted by School Group:	Number of Classrooms Included in Report:
Dj Montague Elementary School	October 2017 (24193)	0			13
Rawls Byrd Elementary School	October 2017 (24191)	0			21
Stonehouse Elementary School	October 2017 (24200)				60
Toano Middle School	October 2017 (24202)				25
Total:				0	119

This report contains information from schools' classrooms about students' trip to and from school. The data used in this report were collected using the in-class Student Travel Tally questionnaire from the National Center for Safe Routes to School.

Morning and Afternoon Travel Mode Comparison



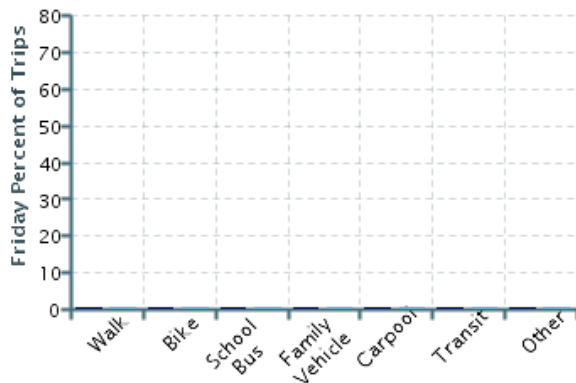
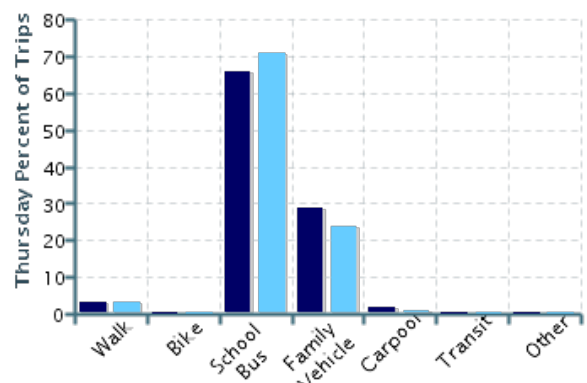
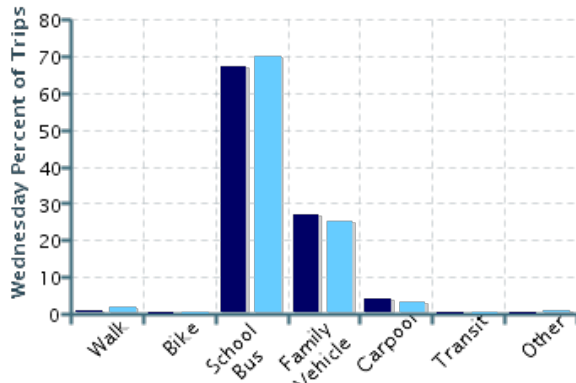
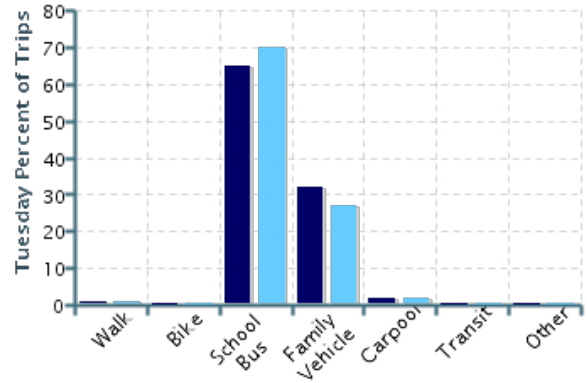
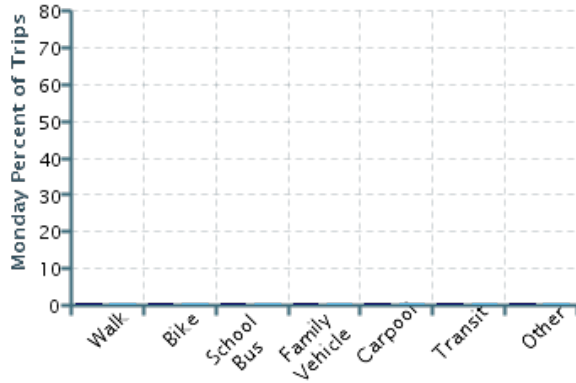
Morning and Afternoon Travel Mode Comparison

	Number of Trips	Walk	Bike	School Bus	Family Vehicle	Carpool	Transit	Other
Morning	4221	1%	0.1%	66%	29%	3%	0%	0.2%
Afternoon	3835	2%	0.1%	70%	25%	2%	0.1%	0.3%

Percentages may not total 100% due to rounding.

Morning and Afternoon Travel Mode Comparison by Day

■ Morning
 ■ Afternoon

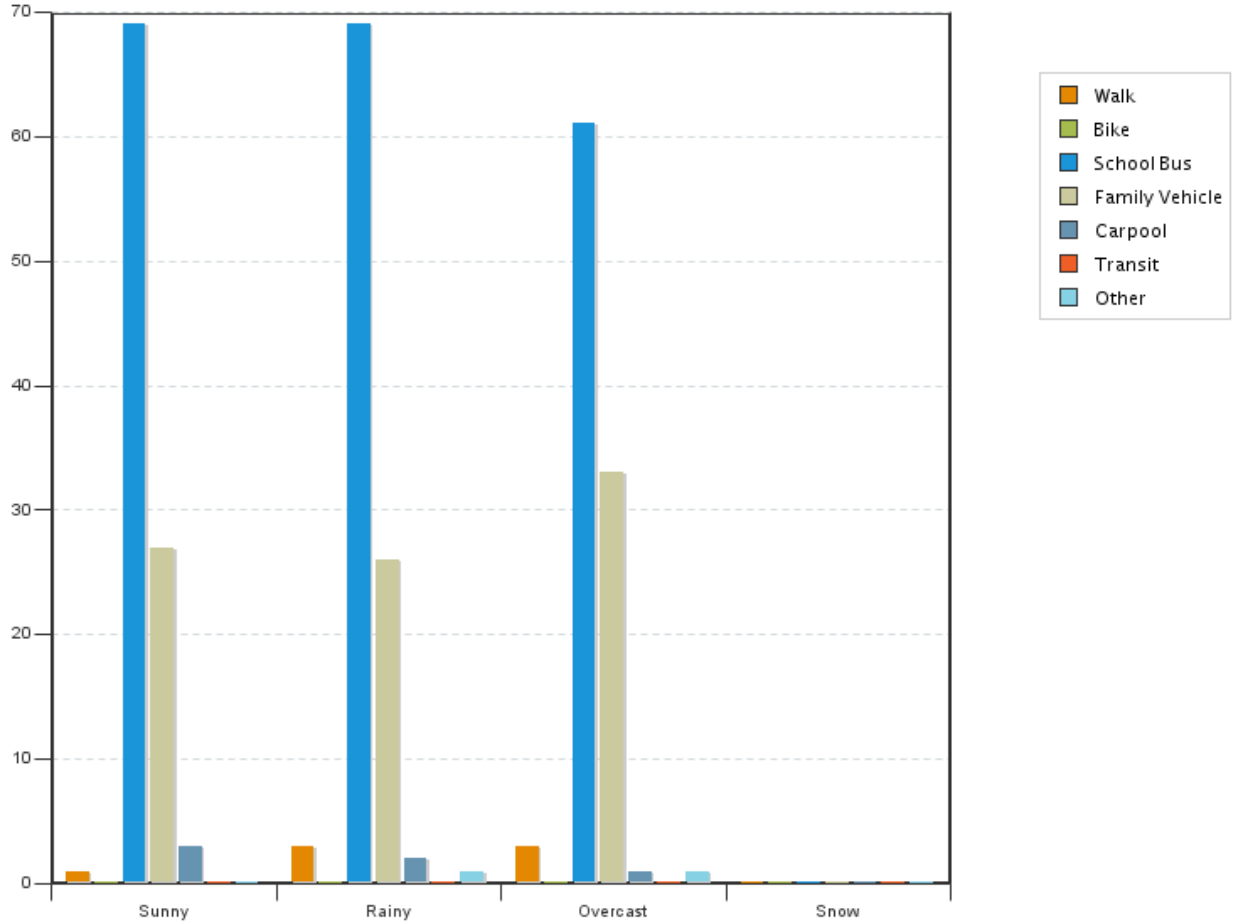


Morning and Afternoon Travel Mode Comparison by Day

	Number of Trips	Walk	Bike	School Bus	Family Vehicle	Carpool	Transit	Other
Monday AM		0%	0%	0%	0%	0%	0%	0%
Monday PM		0%	0%	0%	0%	0%	0%	0%
Tuesday AM	1438	0.6%	0.1%	65%	32%	2%	0%	0%
Tuesday PM	1374	0.7%	0.1%	70%	27%	2%	0.1%	0%
Wednesday AM	1631	1%	0.1%	67%	27%	4%	0%	0.2%
Wednesday PM	1374	2%	0.1%	70%	25%	3%	0.1%	0.6%
Thursday AM	1152	3%	0.1%	66%	29%	2%	0%	0.3%
Thursday PM	1087	3%	0.1%	71%	24%	1%	0.1%	0.5%
Friday AM		0%	0%	0%	0%	0%	0%	0%
Friday PM		0%	0%	0%	0%	0%	0%	0%

Percentages may not total 100% due to rounding.

Travel Mode by Weather Conditions



Travel Mode by Weather Condition

Weather Condition	Number of Trips	Walk	Bike	School Bus	Family Vehicle	Carpool	Transit	Other
Sunny	6212	1%	0.1%	69%	27%	3%	0.1%	0.0%
Rainy	1213	3%	0.2%	69%	26%	2%	0%	0.9%
Overcast	631	3%	0%	61%	33%	1%	0%	1%
Snow	0	0%	0%	0%	0%	0%	0%	0%

Percentages may not total 100% due to rounding.