


PRINCE GEORGE COUNTY, VA



COUNTY ROAD MAP



PRINCE GEORGE COUNTY

ROAD CLASSIFICATIONS

- Frontage Road
- Secondary Route
- State Route
- U.S. Route
- Urban Road
- LightSurface
- DividedHwyInterstate
- AllWeatherSurface
- Unsurfaced
- otherSurface
- BikeRoutes
- AppalachianTrail
- Scenic Roads

MISCELLANEOUS

- Schools
- Seaports
- Park\_RideLots
- AIRPORTS**
- Commercial
- General
- Military

RAILROADS

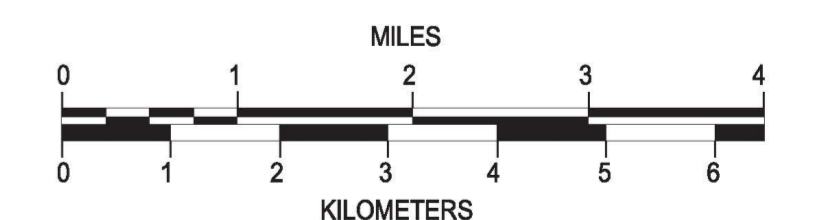
- Metro
- VARailroads
- Park\_N\_Ride

BOUNDARIES

- MilitaryAreas
- MagisterialDistricts
- Incorp\_Areas
- Natural\_LandCover

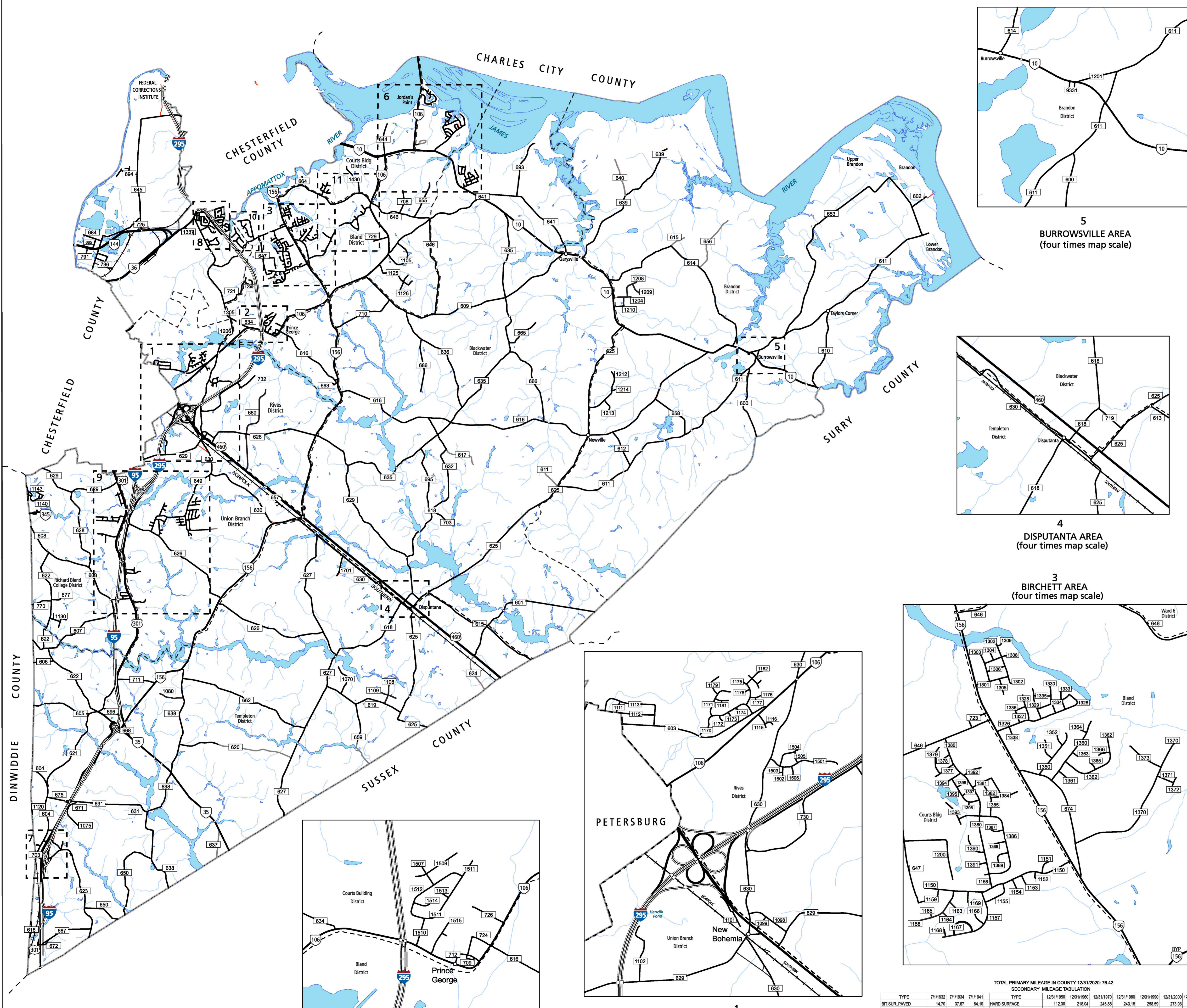
Additional ROAD CLASSIFICATION (Post 2019)

Hard-surface



The accuracy or completeness of this map is not guaranteed or warranted. Map depicts state-maintained highway network as of May 1, 2021. Copyright © 2021 by Commonwealth of Virginia Department of Transportation, All Rights Reserved

AN INVENTORY OF STATE MAINTAINED ROADS



TOTAL PRIMARY MILEAGE IN COUNTY 12/31/2020: 76.42  
SECONDARY MILEAGE TABULATION

| TYPE              | 7/1/1932 | 7/1/1934 | 7/1/1941 | TYPE                | 12/31/1960 | 12/31/1970 | 12/31/1980 | 12/31/1990 | 12/31/2000 | 12/31/2015 | 12/31/2020 |
|-------------------|----------|----------|----------|---------------------|------------|------------|------------|------------|------------|------------|------------|
| BIT SURF. PAVED   | 14.76    | 37.67    | 64.16    | HARD SURFACE        | 112.30     | 216.04     | 245.86     | 243.16     | 258.59     | 273.93     | 289.01     |
| GRAVEL/SOIL, ETC. | 102.00   | 200.94   | 187.24   | ALL WEATHER SURFACE | 69.82      | 23.24      | 21.81      | 13.33      | 10.60      | 10.83      | 3.57       |
| GRADED & DRAINED  | 90.10    | 12.20    | 0.00     | LIGHT SURFACE       | 67.88      | 10.35      | 2.88       | 0.00       | 0.00       | 0.00       | 0.00       |
| UNIMPROVED        | 39.80    | 0.90     | 1.30     | UNSURFACED          | 9.02       | 0.48       | 0.00       | 0.00       | 0.00       | 0.00       | 0.00       |
| TOTAL MILEAGE     | 246.66   | 251.71   | 252.64   | TOTAL MILEAGE       | 249.03     | 252.21     | 270.58     | 268.51     | 269.19     | 284.78     | 310.87     |